

EUROMOLD®

JUMPERS AND TEST LEADS

CATALOGUE 2016



 **Nexans**
BRINGS ENERGY TO LIFE

JUMPERS AND TESTLEADS

APPLICATION

Jumpers are prefabricated lengths of cable on which separable connectors or terminations are installed on each end. Jumpers are used as fixed solutions in windturbines, transformers,...


Test leads are typically used to perform tests on electrical installations, transformers, motors...

DESIGN

Jumpers comprise:

1. Connector or termination adapted to the chosen interface type and chosen voltage class.
2. Cable length.
3. A screen wire finishing with an earthing lug is standard. Other finishings are available upon request.

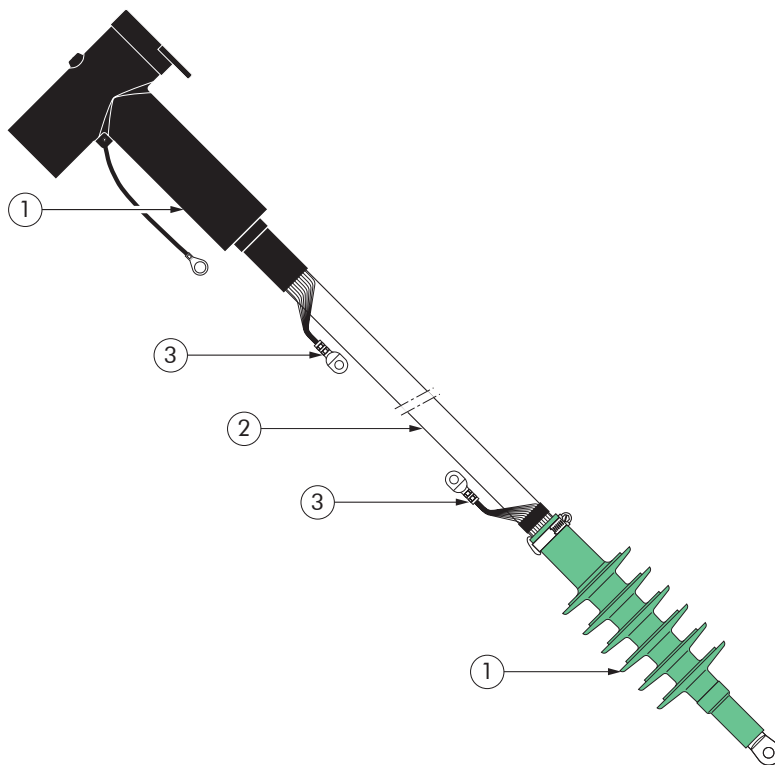
All Jumpers are standard tested for AC withstand and partial discharge before leaving the factory. Other tests can be done on request.



6/10 (12) kV
6.35/11 (12) kV
8.7/15 (17.5) kV
12/20 (24) kV
12.7/22 (24) kV
18/30 (36) kV
19/33 (36) kV
20.8/36 (42) kV
26/45 (52) kV
36/62 (72) kV

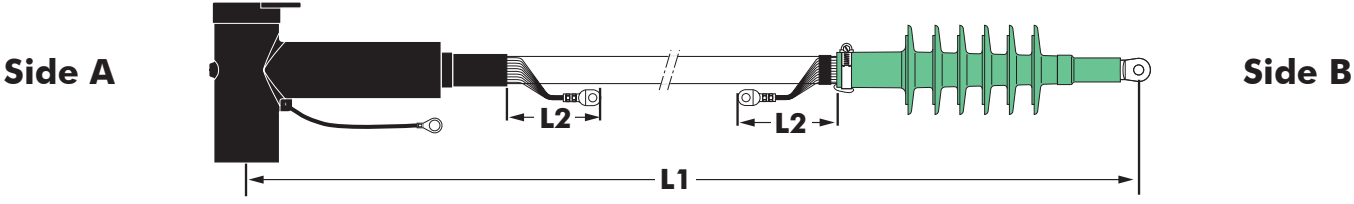
Up to 72 kV

EUROMOLD®



05/2016

ENQUIRY SHEET



1. Product to be installed on side A: 430TB 480TB 484TB Other:.....

2. Product to be installed on side B: 480TB AFN AIN Other:.....

3. Voltage class:...../.....(.....) kV Current:..... A

4. Length cable lead (L1):.....

Cable type: XLPE EPR Other:.....

5. Screen: Length given by product..... Length L2:.....
 Braided Extra cable
 Twisted Joint contact+grounding cable
 Other Joint contact+grounding cable+HS tube

6. Position contact surface side B: In line with side A 90° angle with side A
 Other:.....

7. Testing: AC PD Impulse Test report

8. Packaging: Cardboard box Wooden box

9. Remarks:
.....
.....
.....
.....
.....





Nexans Network Solutions N.V. - Div. Euromold
Zuid III, Industrielaan 12, B-9320 Erembodegem
Tel.: +32 (0)53 85 02 11 • sales.euromold@nexans.com • www.euromold.be