

# Railway Signalling Cables

## RT/E/PS 00005 - Specification

### Type C1 and C2

#### Type Approval Certificates

Rail Track

#### Applications

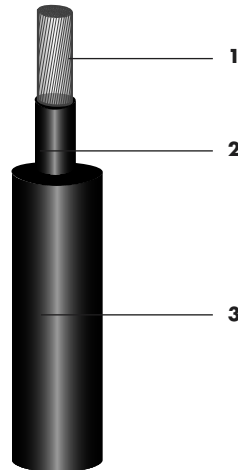
These cables are dedicated for railway signalling systems with a maximum voltage rating of 650/1100 volts being power frequency rating to earth and 1100 volts being the core to core rating. Cables shall be suitable for use in d.c. circuits where the nominal voltage to earth does not exceed 1100 volts.

**650/1100V**

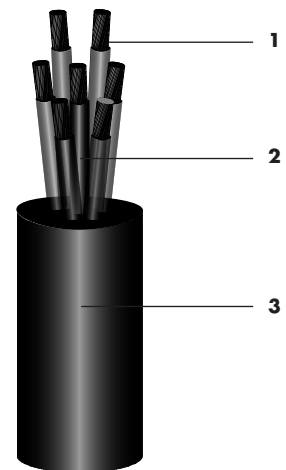
#### Design

- 1. Conductor**  
Flexible tinned copper class 5  
IEC 60228 and BS 6360
- 2. Insulation**  
EPR/GP4 (BS 7655)  
Colour black
- 3. Outer Sheath (large tickness)**  
HDPCP/ RS2  
(BS 7655)  
colour: black

#### Type C1



#### Type C2



#### Marking

NEXANS - RT/E/PS/00005  
railway catalogue number  
type and size  
date of manufacturing

#### Cores Identification

Ink printed numbers




Flexible



Excellent



Good



-25° + 60 °C

## Railway Signalling Cables - RT/E/PS 00005 Specification - Type C1 and C2

Cables (mm <sup>2</sup> )	Outer Diameter min/max (mm)	Weight (kg/km)
<b>Type C1</b> 1 x 2.5	11.2/14.0	195
<b>Type C2</b> 2 x 2.5	14.9/18.8	370
4 x 2.5	16.4/20.9	460
7 x 2.5	18.7/23.7	610
10 x 2.5	22.5/28.6	920
12 x 2.5	23.2/29.3	950
16 x 2.5	25.3/32.0	1180

Routine test voltage: 2.5 kV for 5 minutes

# Railway Signalling Cables

## RT/E/PS 00005 - Specification

### Type C3

#### Type Approval Certificates

Rail Track

#### Applications

These cables are dedicated for railway signalling systems with a maximum voltage rating of 650/1100 volts being power frequency rating to earth and 1100 volts being the core to core rating. Cables shall be suitable for use in d.c. circuits where the nominal voltage to earth does not exceed 1100 volts.

**650/1100V**

#### Design

##### 1. Conductor

Flexible tinned copper class 5  
IEC 60228 and BS 6360

##### 2. Insulation

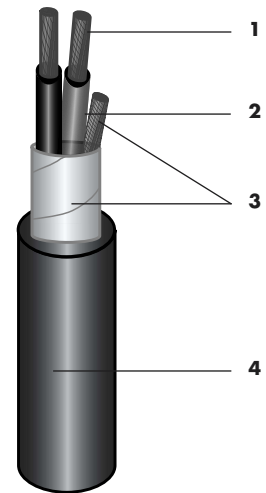
EPR/GP4 (BS 7655)  
Colour black

##### 3. Screen + Drain wire

Aluminium tape  
2.5 sqmm flexible tinned copper

##### 4. Outer Sheath (large tickness)

HDPCP/ RS2  
(BS 7655)  
colour: black



#### Marking

NEXANS - RT/E/PS/00005  
railway catalogue number  
1 p 2.5 type C3 (S)  
date of manufacturing

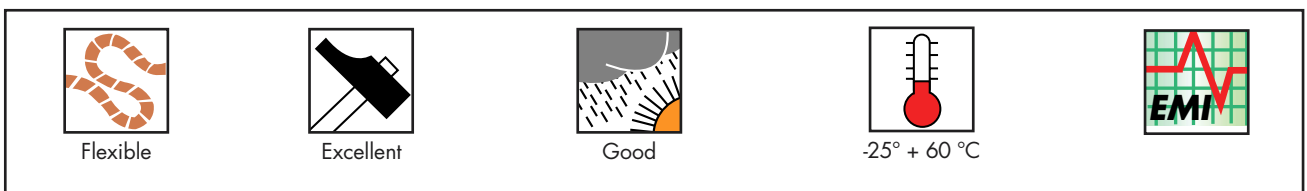
#### Core Identification

Ink printed numbers

Minimum noise reduction:  
60dB against electrostatic fields

Cables (mm <sup>2</sup> )	Outer Diameter min/max (mm)	Weight (kg/km)
<b>Type C3</b> Screened pair 2.5 sqmm	15.0/20.0	390

Routine test voltage: 2.5 kV for 5 minutes



# Symbols

## Temperature

Admissible ambient temperature for continuous duty operation



## Weather

Resistance to severe weather conditions



## Impacts

Cable mechanical resistance to impacts



## Chemical attacks

Resistance to chemicals



## Fire Performances



## Smoke-Corrosivity-Toxicity

Smoke density, corrosivity and toxicity



## Flexibility



## Bending Radius

$R = n \times \text{outer diameter}$



## Halogen free



## Lead free



## Water-tightness



## Electro Magnetic Interference

